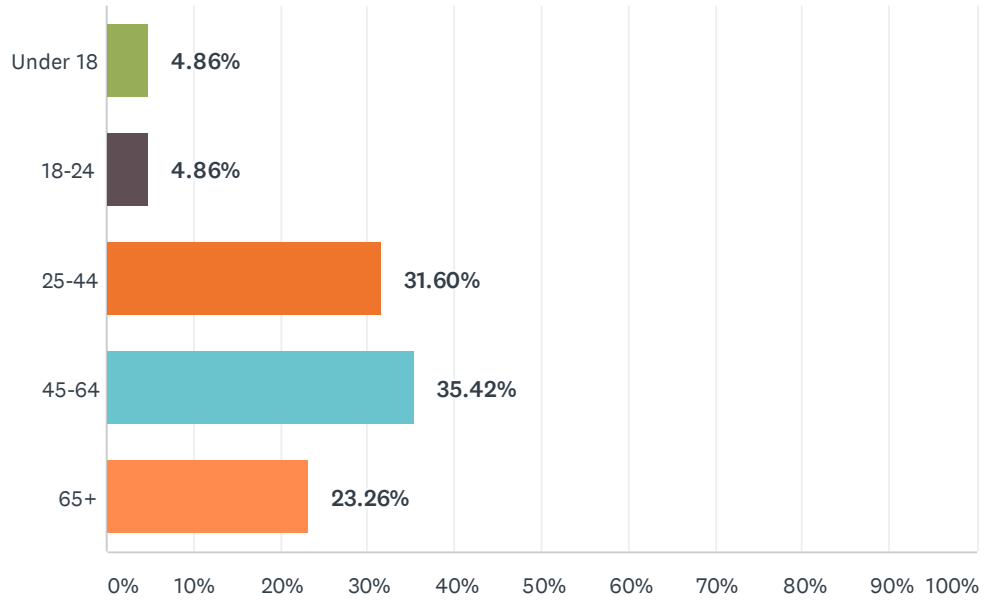


Q1 Please select your age group.

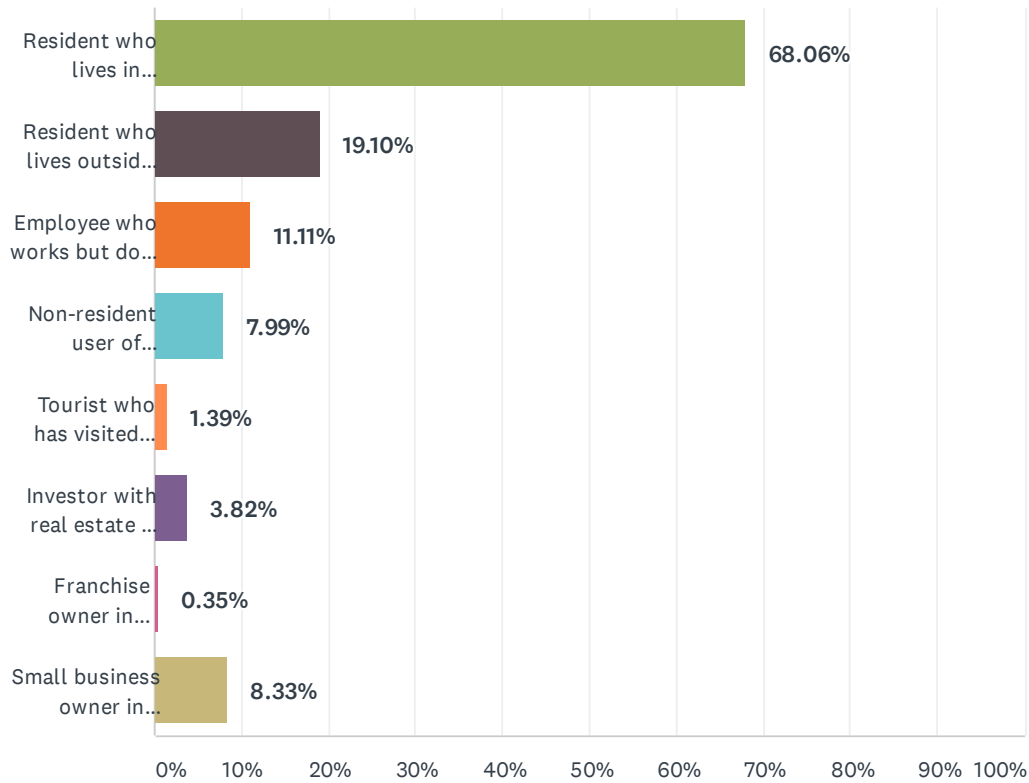
Answered: 288 Skipped: 1



ANSWER CHOICES	RESPONSES	
Under 18	4.86%	14
18-24	4.86%	14
25-44	31.60%	91
45-64	35.42%	102
65+	23.26%	67
TOTAL		288

Q2 Please select all of the groups with which you identify.

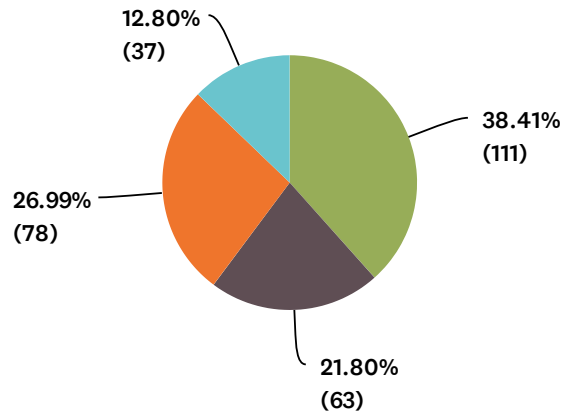
Answered: 288 Skipped: 1



ANSWER CHOICES	RESPONSES	
Resident who lives in Excelsior Springs city limits	68.06%	196
Resident who lives outside the Excelsior Springs city limits, but within the 64024 zip code	19.10%	55
Employee who works but does not live in Excelsior Springs	11.11%	32
Non-resident user of amenities such as the Community Center, shopping/dining, etc.	7.99%	23
Tourist who has visited Excelsior Springs for an overnight or day trip	1.39%	4
Investor with real estate or other business investments in Excelsior Springs	3.82%	11
Franchise owner in Excelsior Springs	0.35%	1
Small business owner in Excelsior Springs	8.33%	24
Total Respondents: 288		

Q3 Please choose the area in which you live.

Answered: 289 Skipped: 0

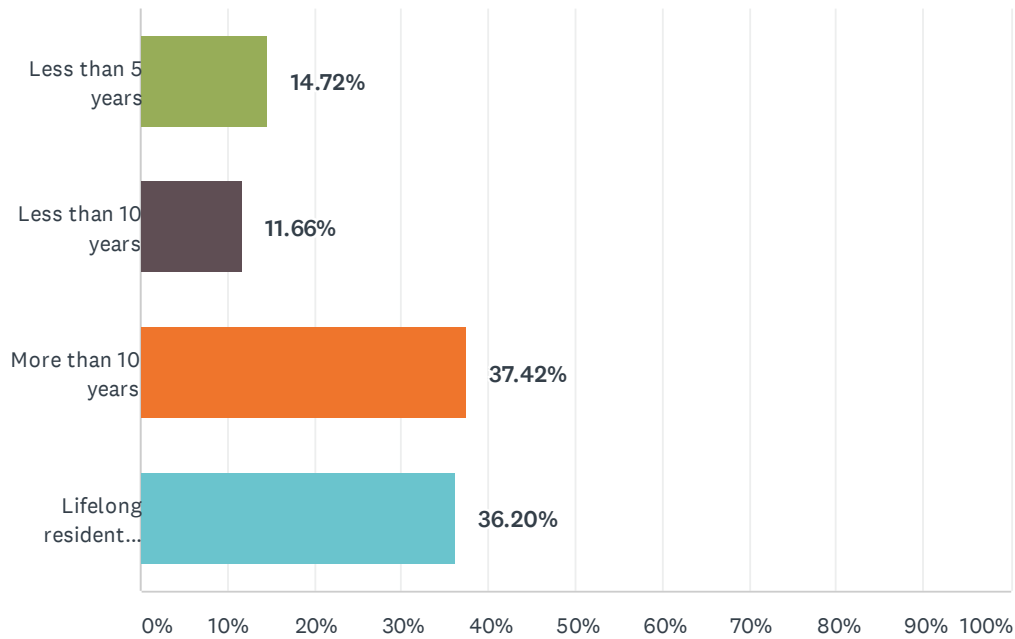


■ Zone 1, inside the blue border.
 ■ Zone 2, inside the blue border.
■ I live OUTSIDE of Zones 1 and 2.
 ■ I'm not sure.

ANSWER CHOICES	RESPONSES	
Zone 1, inside the blue border.	38.41%	111
Zone 2, inside the blue border.	21.80%	63
I live OUTSIDE of Zones 1 and 2.	26.99%	78
I'm not sure.	12.80%	37
TOTAL		289

Q4 How long have you lived in Excelsior Springs (including the city limits or zip code 64024)?

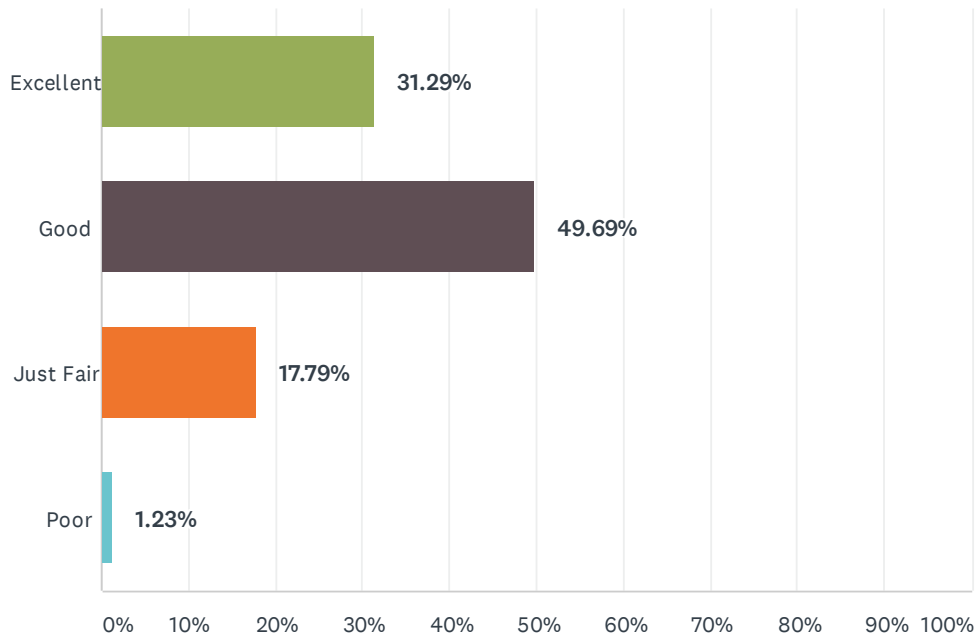
Answered: 163 Skipped: 126



ANSWER CHOICES	RESPONSES	
Less than 5 years	14.72%	24
Less than 10 years	11.66%	19
More than 10 years	37.42%	61
Lifelong resident (including adult life)	36.20%	59
TOTAL		163

Q5 Quality of life can be described as having access to quality education, health care, financial well-being, a sense of physical safety, and a sense of connection to your community. That being said, how would you rate your quality of life?

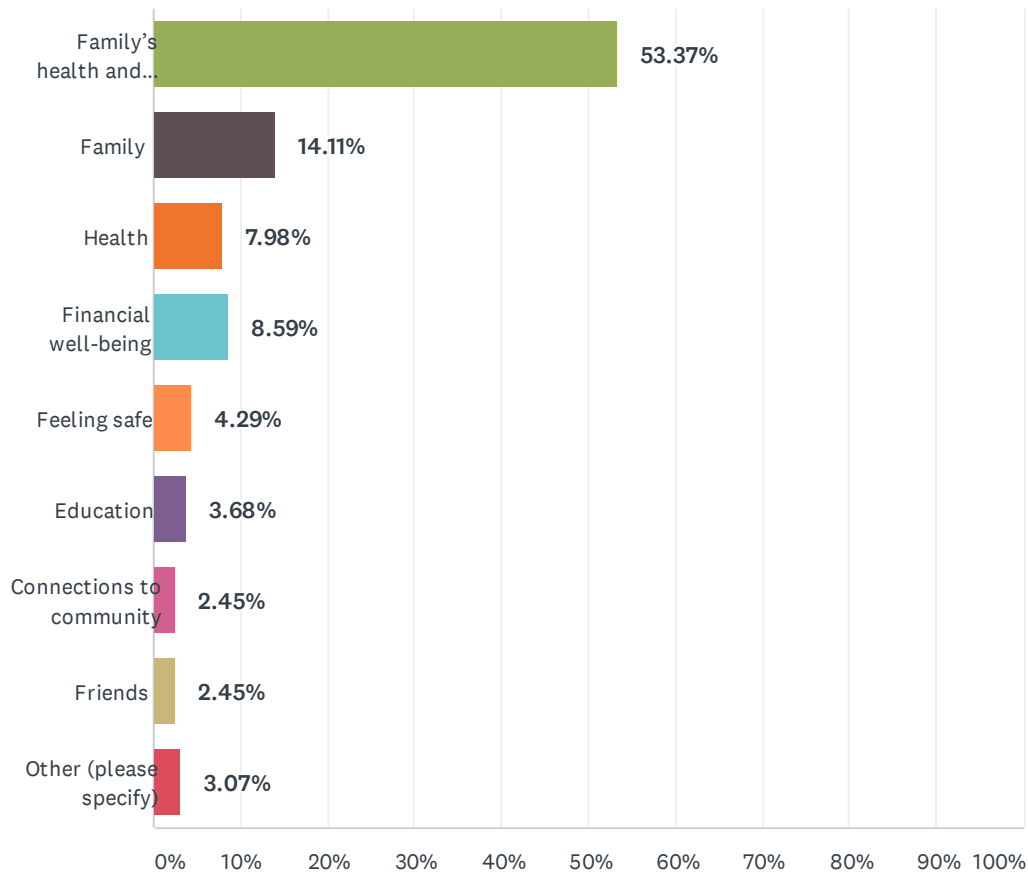
Answered: 163 Skipped: 126



ANSWER CHOICES	RESPONSES	
Excellent	31.29%	51
Good	49.69%	81
Just Fair	17.79%	29
Poor	1.23%	2
TOTAL		163

Q6 When thinking about the quality of your life, what is the single most important consideration?

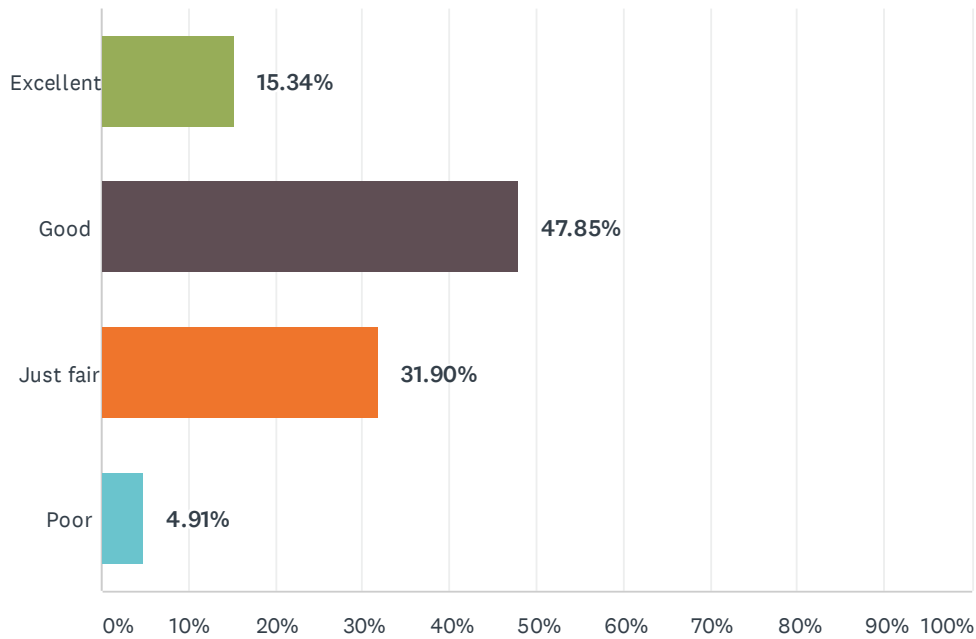
Answered: 163 Skipped: 126



ANSWER CHOICES	RESPONSES	
Family's health and safety	53.37%	87
Family	14.11%	23
Health	7.98%	13
Financial well-being	8.59%	14
Feeling safe	4.29%	7
Education	3.68%	6
Connections to community	2.45%	4
Friends	2.45%	4
Other (please specify)	3.07%	5
TOTAL		163

Q7 Would you describe the state of your own personal finances these days as excellent, good, just fair, or poor?

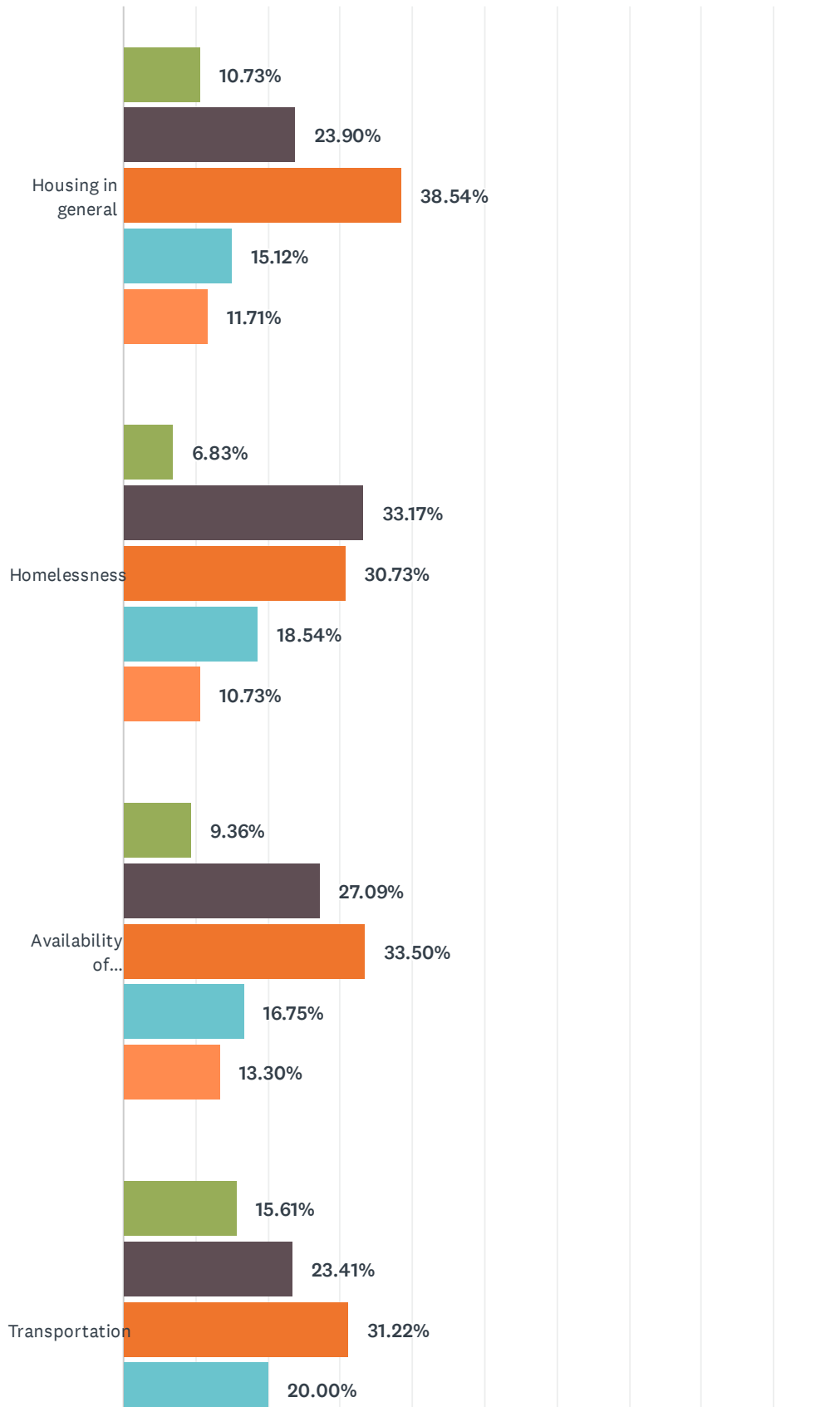
Answered: 163 Skipped: 126

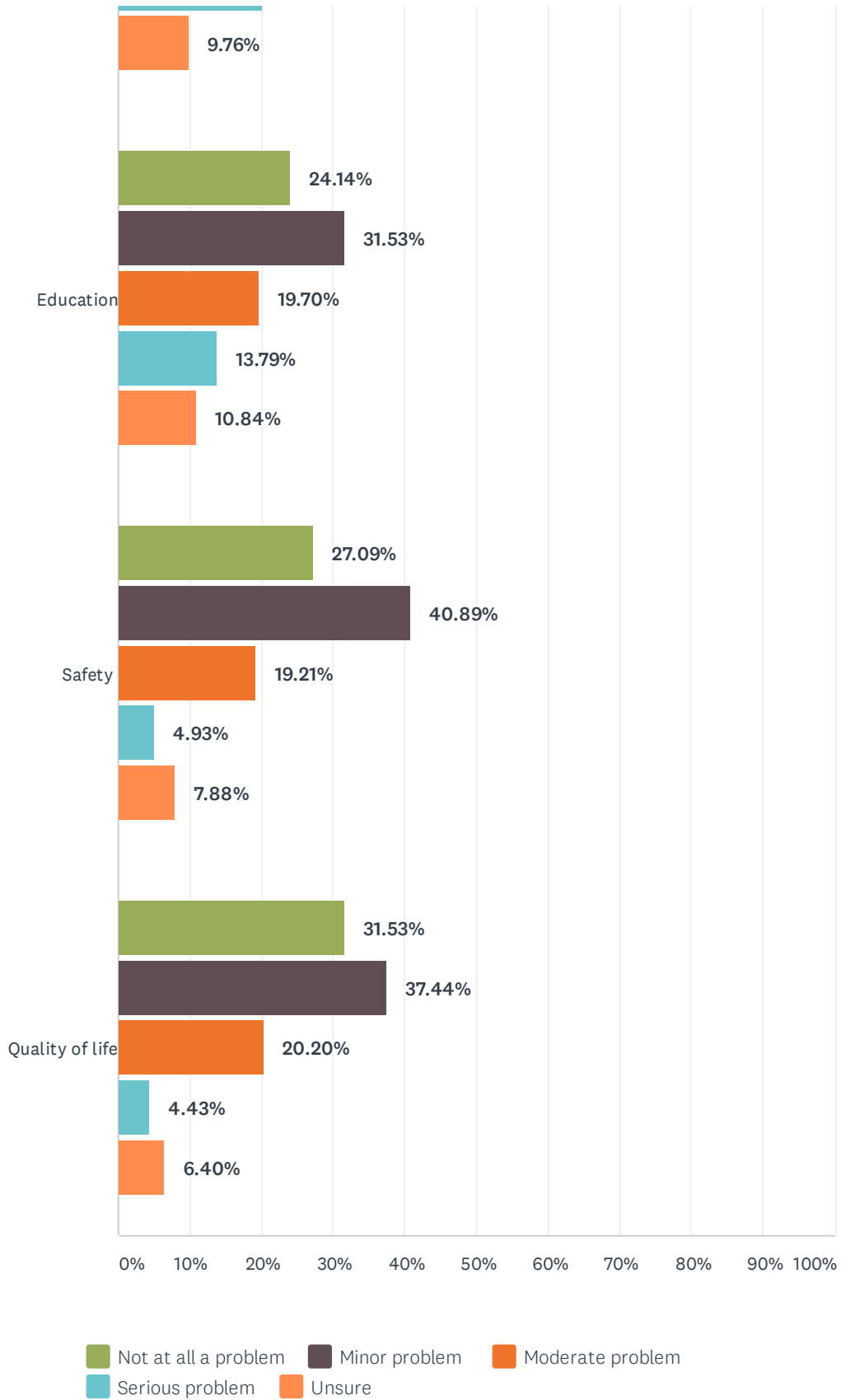


ANSWER CHOICES	RESPONSES	
Excellent	15.34%	25
Good	47.85%	78
Just fair	31.90%	52
Poor	4.91%	8
TOTAL		163

Q8 How do you view the following issues in Excelsior Springs?

Answered: 206 Skipped: 83

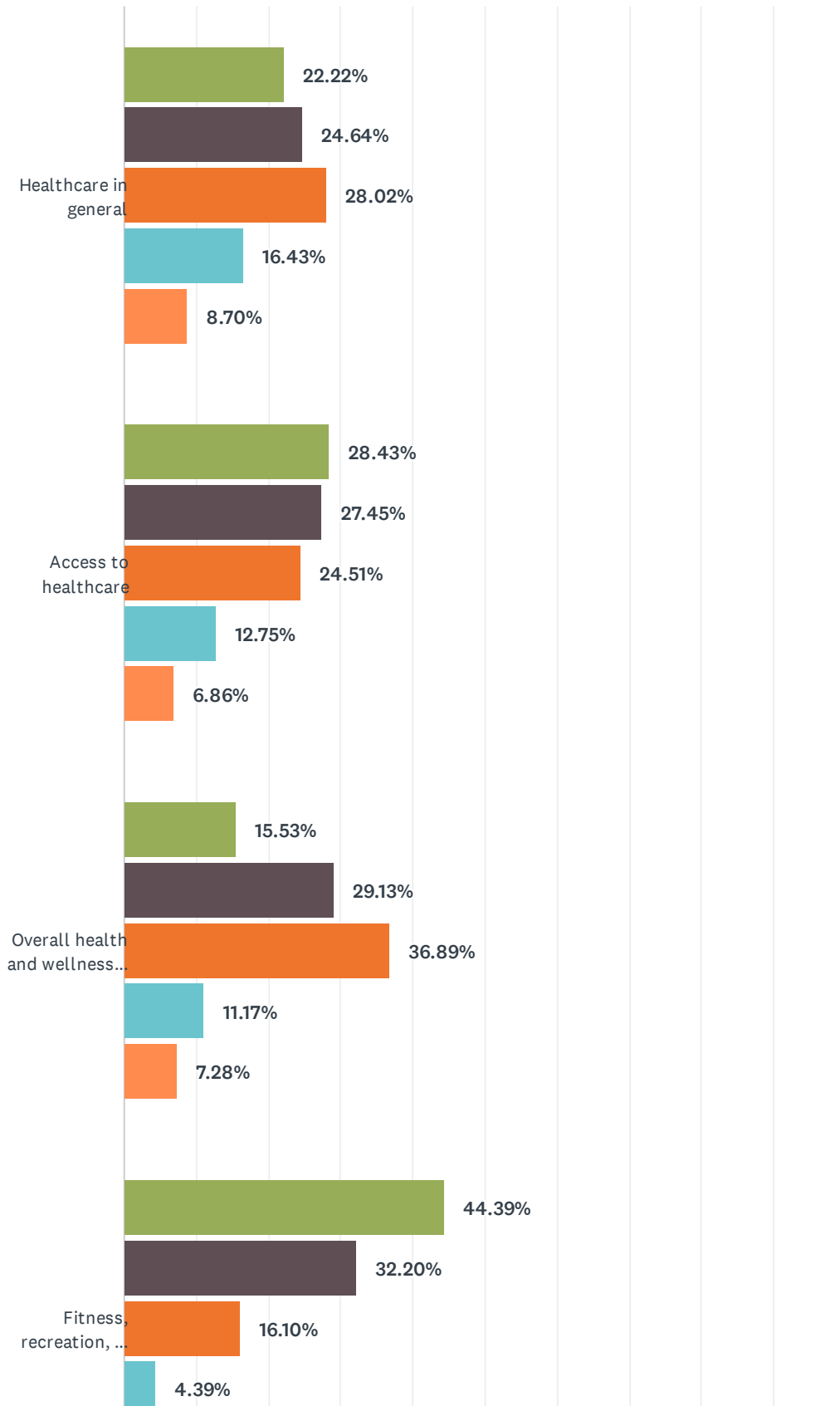


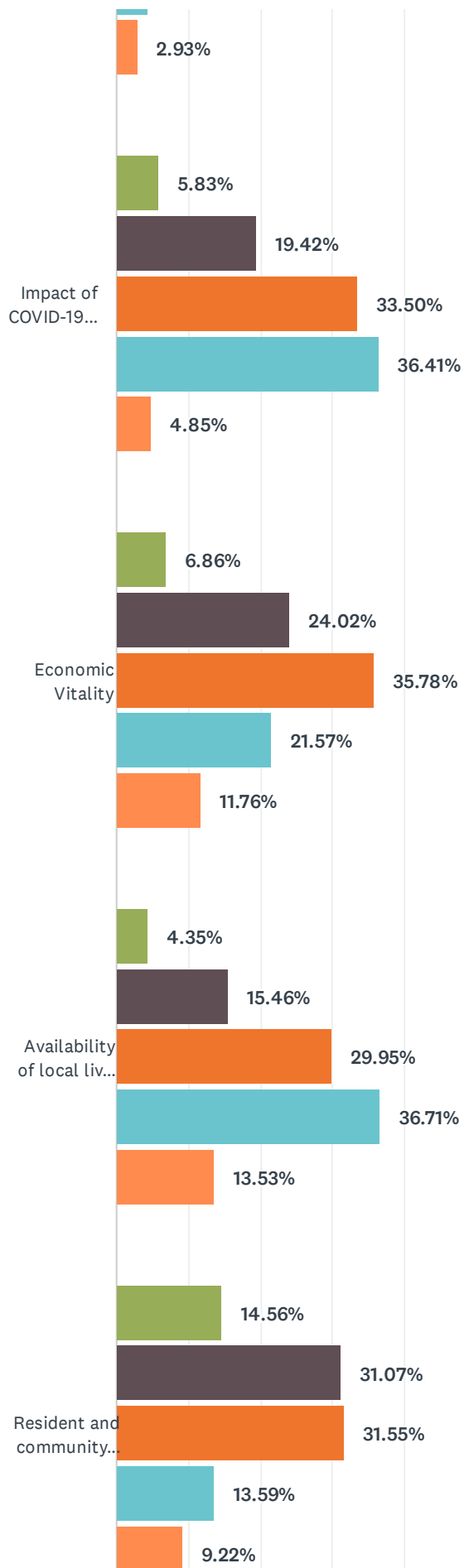


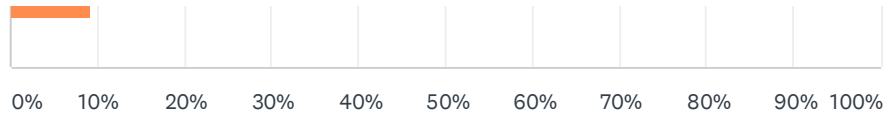
	NOT AT ALL A PROBLEM	MINOR PROBLEM	MODERATE PROBLEM	SERIOUS PROBLEM	UNSURE	TOTAL	WEIGHTED AVERAGE
Housing in general	10.73% 22	23.90% 49	38.54% 79	15.12% 31	11.71% 24	205	2.07
Homelessness	6.83% 14	33.17% 68	30.73% 63	18.54% 38	10.73% 22	205	2.07
Availability of mid-range/working class housing	9.36% 19	27.09% 55	33.50% 68	16.75% 34	13.30% 27	203	2.02
Transportation	15.61% 32	23.41% 48	31.22% 64	20.00% 41	9.76% 20	205	2.15
Education	24.14% 49	31.53% 64	19.70% 40	13.79% 28	10.84% 22	203	2.44
Safety	27.09% 55	40.89% 83	19.21% 39	4.93% 10	7.88% 16	203	2.74
Quality of life	31.53% 64	37.44% 76	20.20% 41	4.43% 9	6.40% 13	203	2.83

Q9 How do you view the following issues in Excelsior Springs?

Answered: 207 Skipped: 82







■ Not at all a problem
 ■ Minor problem
 ■ Moderate problem
■ Serious problem
 ■ Unsure

	NOT AT ALL A PROBLEM	MINOR PROBLEM	MODERATE PROBLEM	SERIOUS PROBLEM	UNSURE	TOTAL	WEIGHTED AVERAGE
Healthcare in general	22.22% 46	24.64% 51	28.02% 58	16.43% 34	8.70% 18	207	2.35
Access to healthcare	28.43% 58	27.45% 56	24.51% 50	12.75% 26	6.86% 14	204	2.58
Overall health and wellness of the community	15.53% 32	29.13% 60	36.89% 76	11.17% 23	7.28% 15	206	2.34
Fitness, recreation, and leisure	44.39% 91	32.20% 66	16.10% 33	4.39% 9	2.93% 6	205	3.11
Impact of COVID-19 pandemic	5.83% 12	19.42% 40	33.50% 69	36.41% 75	4.85% 10	206	1.85
Economic Vitality	6.86% 14	24.02% 49	35.78% 73	21.57% 44	11.76% 24	204	1.93
Availability of local living wage jobs	4.35% 9	15.46% 32	29.95% 62	36.71% 76	13.53% 28	207	1.60
Resident and community engagement	14.56% 30	31.07% 64	31.55% 65	13.59% 28	9.22% 19	206	2.28

Q10 Please tell us why you selected the issue you chose as the most serious problem. Be specific.

Answered: 118 Skipped: 171

Q11 Please tell us why you selected the issue you chose as not a problem or the most minor problem. Be specific.

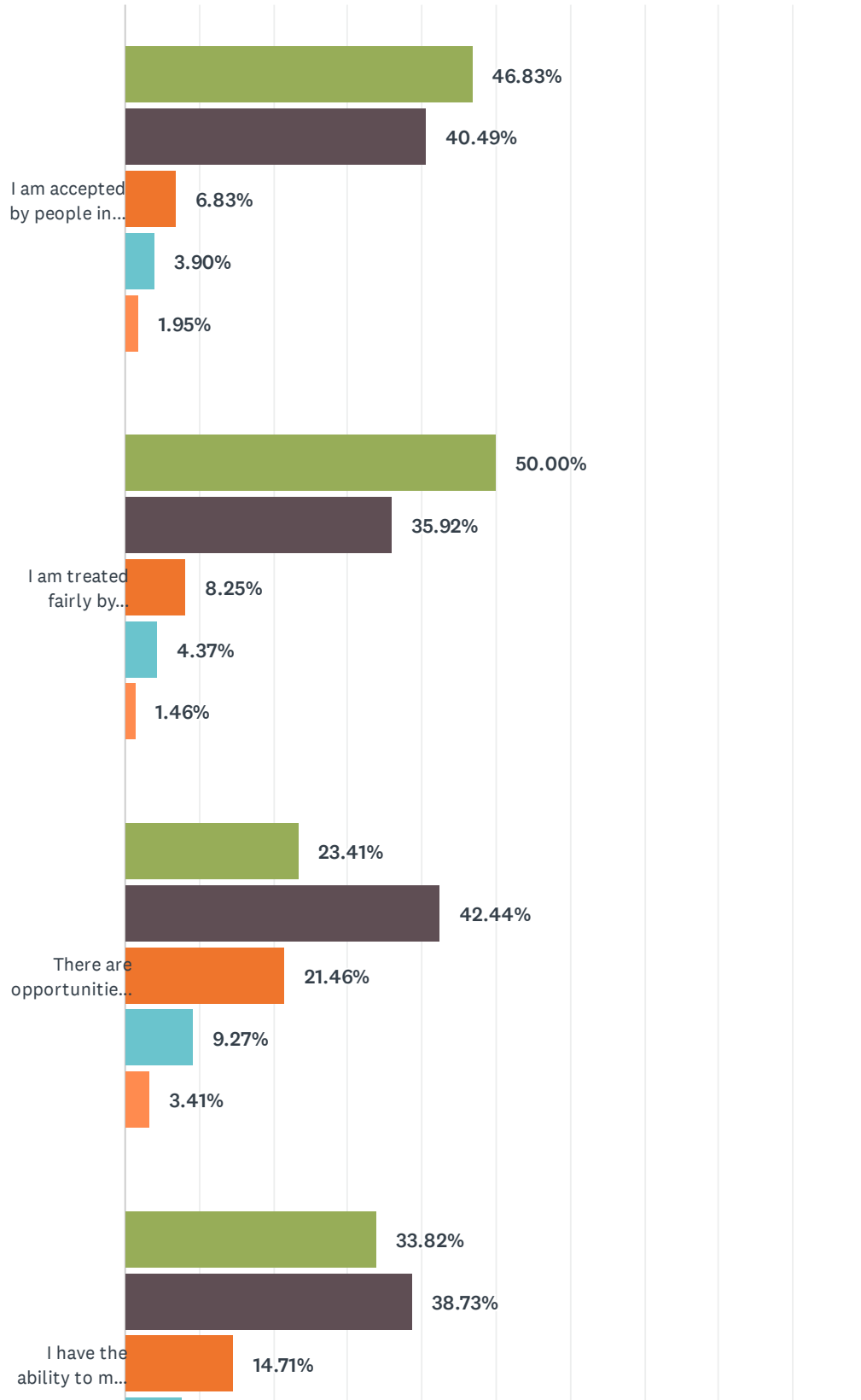
Answered: 103 Skipped: 186

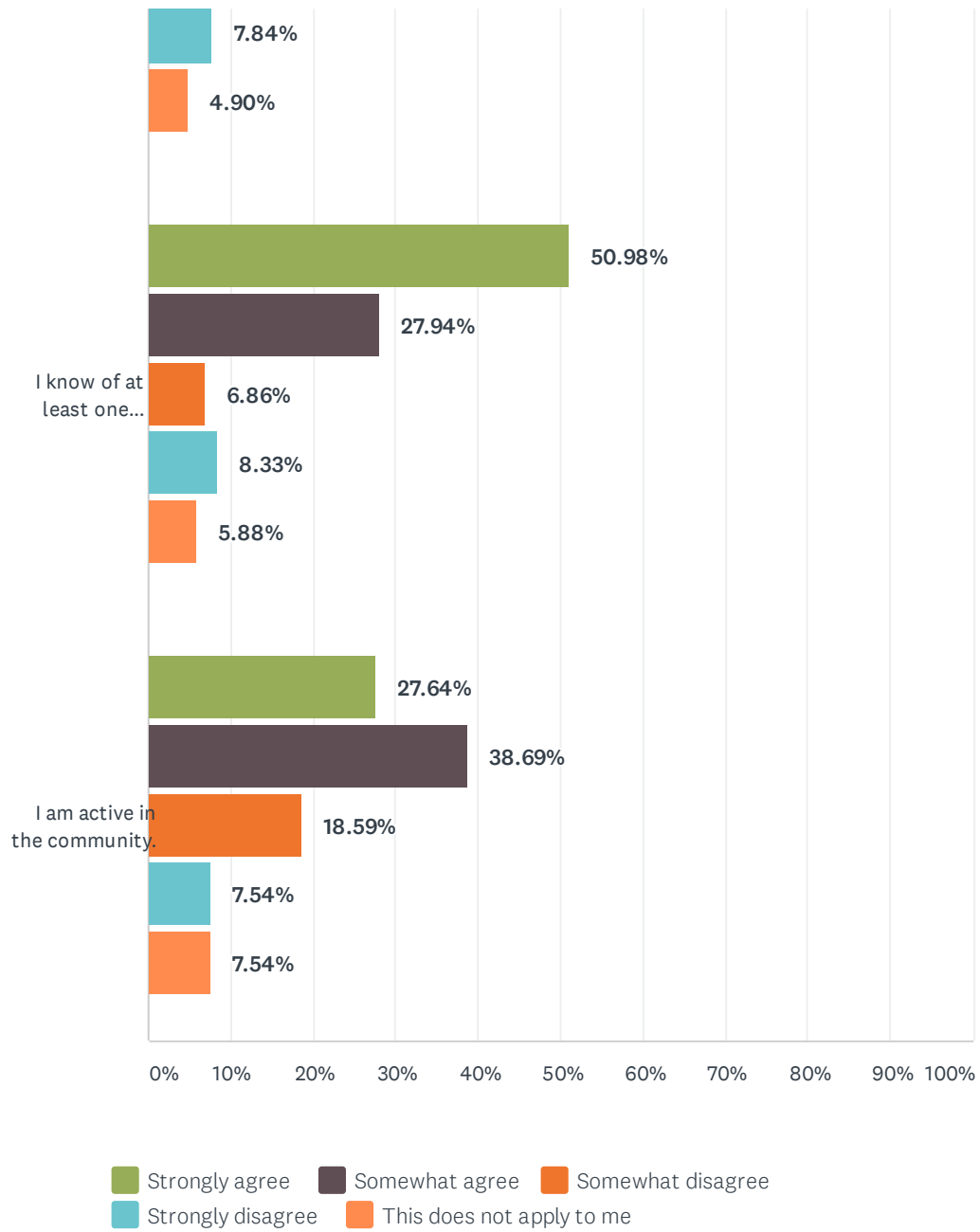
Q12 In your opinion, what else would help improve the quality of life in Excelsior Springs?

Answered: 107 Skipped: 182

Q13 How connected are you to the Excelsior Springs community in the following ways?

Answered: 207 Skipped: 82

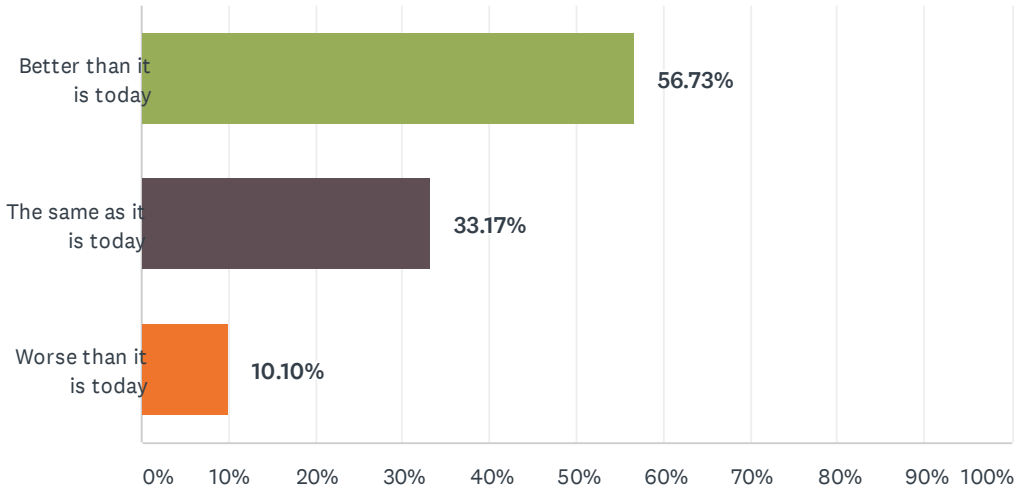




	STRONGLY AGREE	SOMEWHAT AGREE	SOMEWHAT DISAGREE	STRONGLY DISAGREE	THIS DOES NOT APPLY TO ME	TOTAL	WEIGHTED AVERAGE
I am accepted by people in the Excelsior Springs community.	46.83% 96	40.49% 83	6.83% 14	3.90% 8	1.95% 4	205	3.26
I am treated fairly by others in the Excelsior Springs community.	50.00% 103	35.92% 74	8.25% 17	4.37% 9	1.46% 3	206	3.29
There are opportunities for people in Excelsior Springs to be successful.	23.41% 48	42.44% 87	21.46% 44	9.27% 19	3.41% 7	205	2.73
I have the ability to make a difference in the Excelsior Springs community.	33.82% 69	38.73% 79	14.71% 30	7.84% 16	4.90% 10	204	2.89
I know of at least one community organization in the community that can assist if I need help with an urgent issue.	50.98% 104	27.94% 57	6.86% 14	8.33% 17	5.88% 12	204	3.10
I am active in the community.	27.64% 55	38.69% 77	18.59% 37	7.54% 15	7.54% 15	199	2.71

Q14 Where do you see our community in 3 to 5 years?

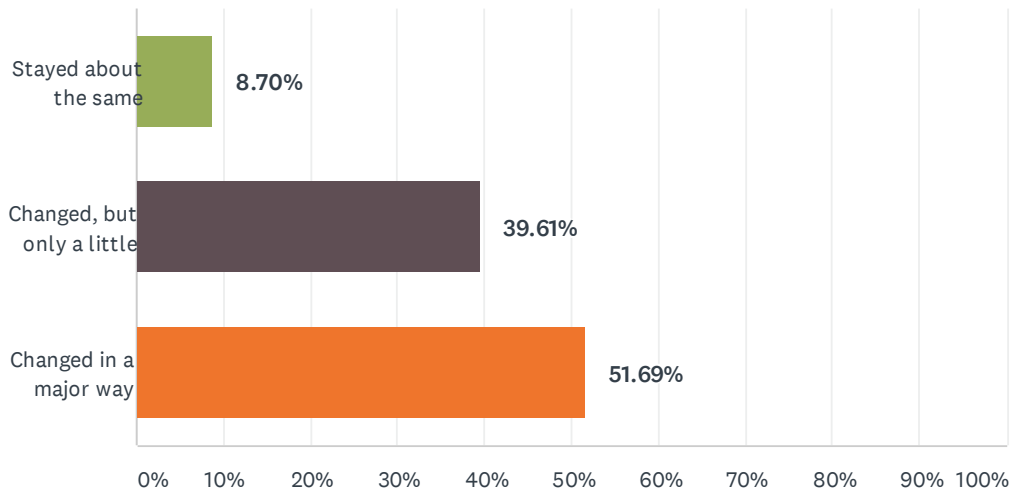
Answered: 208 Skipped: 81



ANSWER CHOICES	RESPONSES	
Better than it is today	56.73%	118
The same as it is today	33.17%	69
Worse than it is today	10.10%	21
TOTAL		208

Q15 To what degree has your personal life been impacted by the COVID-19 pandemic?

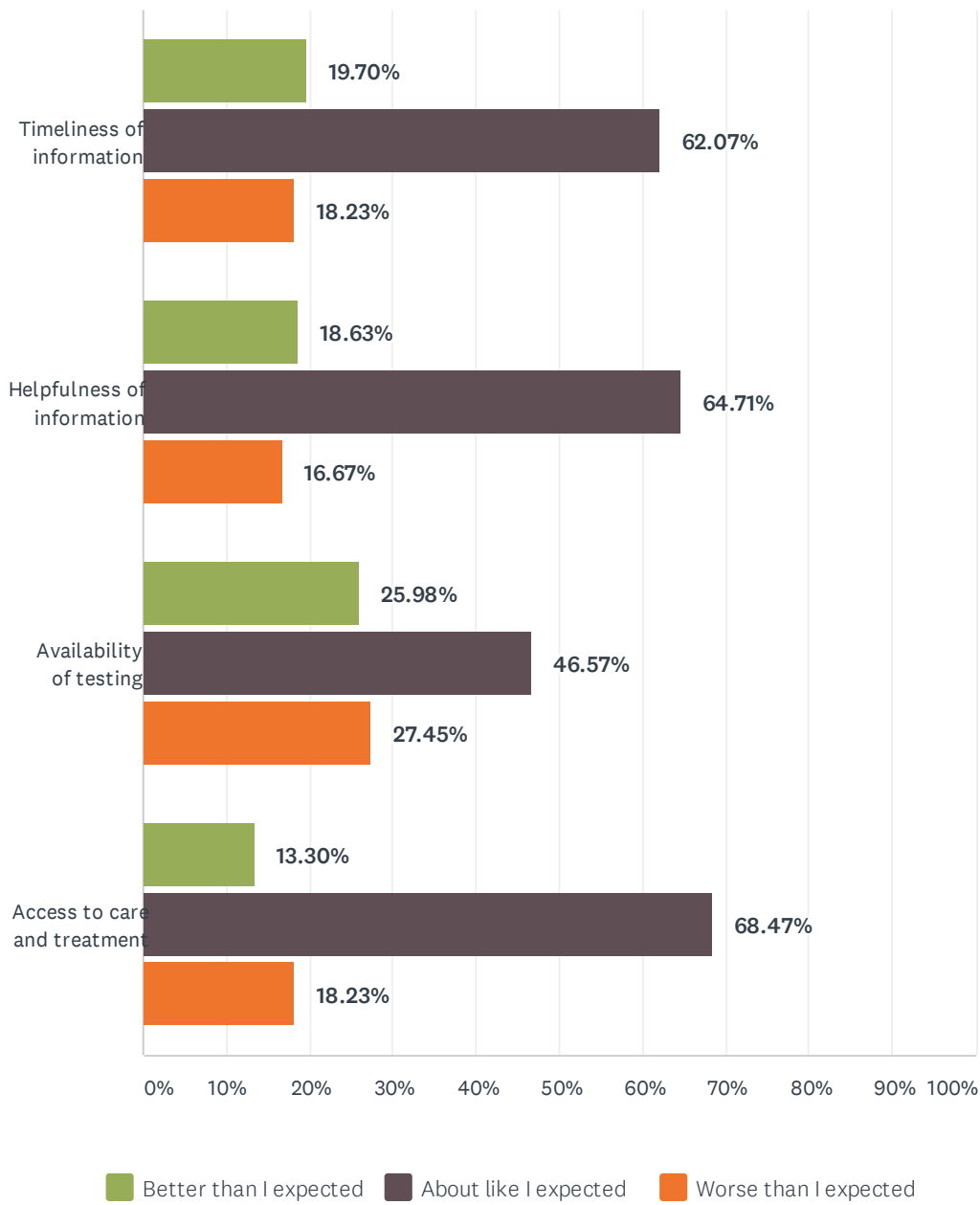
Answered: 207 Skipped: 82



ANSWER CHOICES	RESPONSES	
Stayed about the same	8.70%	18
Changed, but only a little	39.61%	82
Changed in a major way	51.69%	107
TOTAL		207

Q16 How would you rate the overall response of the Excelsior Springs community to the COVID-19 pandemic in the following categories?

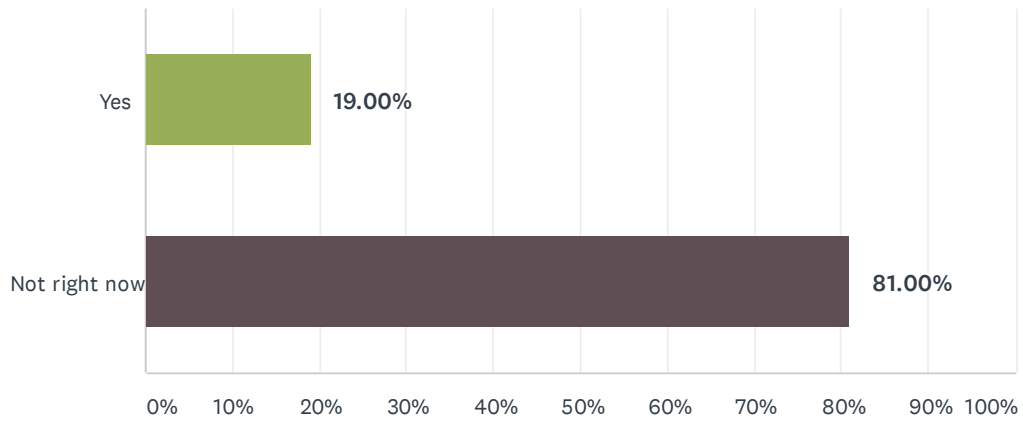
Answered: 205 Skipped: 84



	BETTER THAN I EXPECTED	ABOUT LIKE I EXPECTED	WORSE THAN I EXPECTED	TOTAL	WEIGHTED AVERAGE
Timeliness of information	19.70% 40	62.07% 126	18.23% 37	203	2.01
Helpfulness of information	18.63% 38	64.71% 132	16.67% 34	204	2.02
Availability of testing	25.98% 53	46.57% 95	27.45% 56	204	1.99
Access to care and treatment	13.30% 27	68.47% 139	18.23% 37	203	1.95

Q17 I am interested in learning more about Thrive Excelsior and how I can be part of making our community even stronger.

Answered: 200 Skipped: 89



ANSWER CHOICES	RESPONSES	
Yes	19.00%	38
Not right now	81.00%	162
TOTAL		200

Q18 If you are interested in learning more, please provide your contact information so that we can reach you. Your contact information will not be associated with your survey responses.

Answered: 33 Skipped: 256

ANSWER CHOICES	RESPONSES	
Name	100.00%	33
Company	36.36%	12
Address	0.00%	0
Address 2	0.00%	0
City/Town	0.00%	0
State/Province	0.00%	0
ZIP/Postal Code	93.94%	31
Country	0.00%	0
Email Address	81.82%	27
Phone Number	90.91%	30